

LOUIE'S ELECTRICKS!

GAMES, PUZZLES, MIND BOGGLERS & BRAIN TEASERS ABOUT SAFETY & ELECTRICITY
STARRING LOUIE THE LIGHTNING BUG.™





MY STORY.





Hi! My name is L_____ the  L_____
B____. I am an expert on s_____ and
e_____.











You can be one, too.

This  book will make learning about safety fun. Use the word bank  at the bottom of this page to complete these s_____ t____. You'll be on your way to becoming an expert, too.



Everyone must always be careful around the big wires that carry electricity to our  homes. They're called  p_____ l____. Here are some important rules you should follow:

Never fly  k_____ near power lines. Don't climb  t_____ near them. When you see power lines  on the ground, stay away.

Take it from me, you have to play it safe around electricity at  h____, too. Power o_____,  for example, can be very dangerous. Never put any small objects in them. Especially your  k_____ or your  f_____. Don't o_____ them with too many  p_____, either. Never pull a plug out by the c____. Keep all electrical a_____ like radios and hair dryers away from water.

These are just a few safety tips. You need to learn many more to be an expert. This book will help you.

Have f_____.

WORD BANK

trees
switch
fingers
outlets

Louie
home
safety

kites
fun
Bug

power lines
appliances
electricity

keys
plugs
cord

Lightning
overload
light bulb


safety signs
safety tips
generator

CROSSWORD PUZZLE

Use the clues and the word bank to complete the crossword puzzle.

WORD BANK

switch
fingers
plug
corn
outlet
water
cord
generator
down
winds
Louie
coal
atoms
power lines
bee
expert
kite
bug
electricity
light bulb




ACROSS

1. What is Louie on safety and electricity?
4. Louie teaches us about this.
6. A plug should never be pulled out by this.
7. Never fly this around power lines.
10. Our lightning bug's first name.
12. When power lines are like this don't hang around.
14. What is Louie?
16. Nuclear plants produce electricity by splitting these.
17. What actually makes the electricity?


DOWN

2. Never climb trees around these.
3. What turns on a light?
5. Electricity makes this burn.
8. These should never be put in an outlet.
9. The only thing that should go in outlets.
11. Overloading this with too many plugs can be very dangerous.
13. What turns the turbine in hydroelectricity?
15. Electricity is made by burning this.



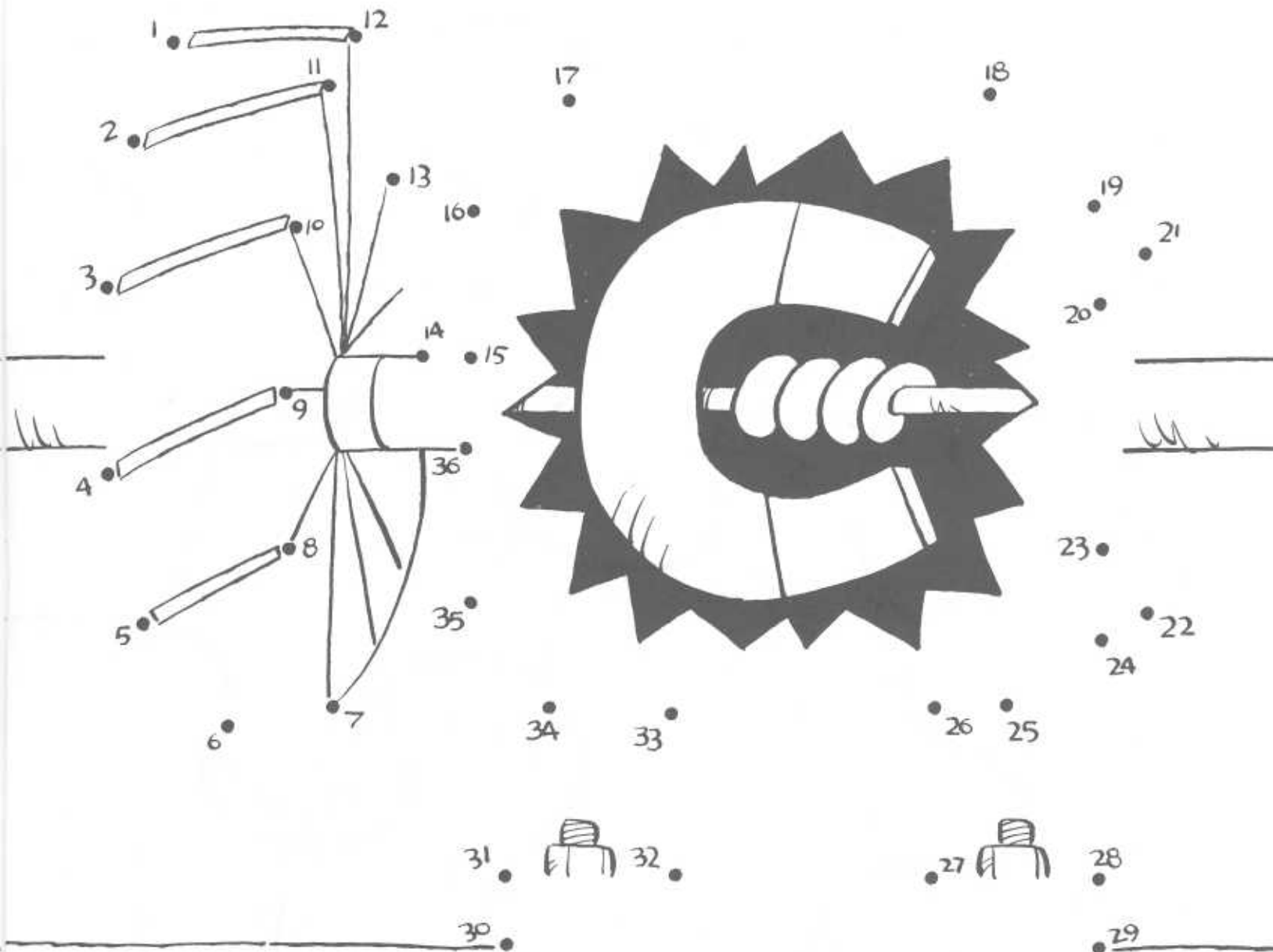
THE AMAZING ELECTRICITY MAZE


Coal goes through many steps on its way to make electricity.
Find the route and you're home free.



CONNECT THE DOTS

Follow the numbers and connect the dots and you'll have the generator that makes electricity at the power plant. Then turn the page over, cut along the lines and you'll have a puzzle. See if you can put it back together.







HUNG UP ON LOUIE

Mobiles are decorations that can move when you hang them from ceilings. Here's how to make your own.

Materials needed:

crayons or magic markers
scissors
glue
string

Color the pictures. Then have a grown-up help you cut a 5" circle out of heavy cardboard. Make 4 small holes in the cardboard and connect the strings (they should be different lengths). Now, glue the end of each string to one of your mobile pieces.



BOOKMARKS

Here are two Louie the Lightning Bug bookmarks. Color them, cut along the dotted line and use them at school and home.

Never use radios and
dryers around
baths or showers.



Keep fingers and keys
away from these.



Never climb
trees near
power lines.

Stay away
from downed
power lines.

Never fly
kites near
power lines.

Don't touch
anything
electrical when
you're wet.

Never pull
a plug out by
the cord.
















BREAK THE CODE

Would you like to learn something important? Use the picture clues to figure out the message. The first letter is done for you.

A	B	C	D	E	F	G	H	I	J	K	L	M
N	O	P	Q	R	S	T	U	V	W	X	Y	Z

P _ _ _ _ _

UNSCRAMBLE THE LETTERS

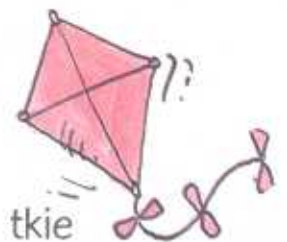
What a mess! Unscramble the letters and spell the right word that describes the object.



edarld



natnean



tkie



tabo satm



erte souhe



oyu


HAVE A SAFE DAY

Can you get through this day safely? Cut out the playing pieces and select one for you and one for a friend. Advance through the game board by flipping a coin. Heads—1 space. Tails—2 spaces.



FIND THE HIDDEN PICTURE

What's hiding here? Use the number guide to color in the picture and discover the hidden object.



1. RED

2. BLUE

3. YELLOW

4. GREEN

5. GRAY

6. PURPLE

LOOK LIKE LOUIE

Would you like to look like Louie? Just follow these instructions to find out how to make a Louie mask.

Materials needed:
crayons or magic markers
pencil
yarn
scissors

Louie Mask

1. Color the mask.
2. Cut out mask with tabs.
3. Punch holes in the tabs with a pencil.
4. Tie a piece of yarn to each side.

